

● Neat line, easy to open and close resin frame

Close



Neat appearance

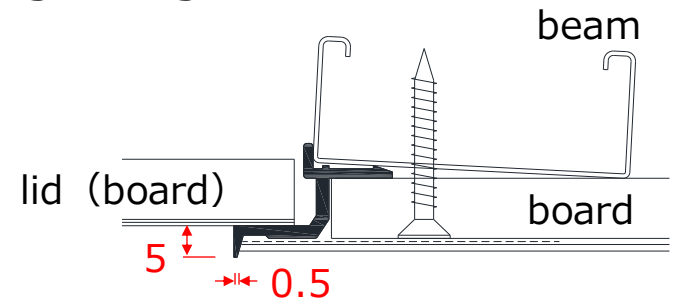


Open



Key features

- Neat, straight lines
- No gaps or dark lines
- Can be used with paint or wallpaper
- Beautiful finish
- Light weight lid




- Material : PVC
- Color : White
- Size : 450×450mm、600×600mm
- Attachable board thickness : 9.5mm
- MOQ : 25pcs



● Installation


① Open a hole in the ceiling



② Insert the frame



③ Set the supporting beams on the frame



④ Attach the ceiling and supporting beams with screws



Sandwich the frame between the ceiling and the supporting beams



⑤ Put reinforcing tape on ceiling



⑥ Spread putty on and around the frame



⑦ Paint or apply wallpaper




※Wallpaper finish shown

⑧ Set the lid



● Construction example <TENKENKO-V>



■ STANDALONE HOUSE (SAMUTPRAKARN/THAILAND)



■ HOSPITAL (CAMBODIA)

