

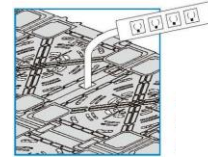


● Light and durable raised resin floor system




Key features

- Good for offices with a lot of wiring
- Cables and cords can be routed under panels
- Easy wiring when changing the room layout
- Wire pass channels
- Easy installation just by placing
- Lightweight
- 3000N Max Load



Recommended finishing materials is carpet

● Products



(Optional parts)



Slope



Additional leg



Sheet under the panel




Aluminum end cover

- **Material** : PP
- **Color** : Black
- **Size** : 500×500×Height 100mm
500×500×Height 50mm
500×500×Height 30mm
- **MOQ** : 1m² (4pcs)


Panel

TN-100




PP
500×500mm

TN-50



PP
500×500mm

TN-30

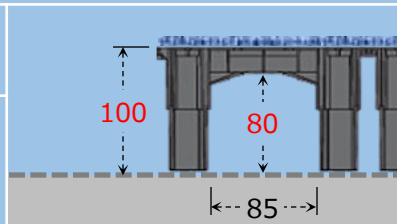


PP
500×500mm

Panel Height

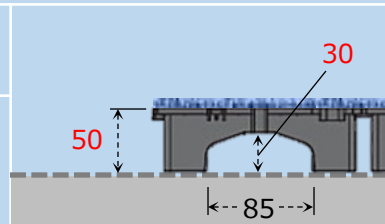
100mm

80mm



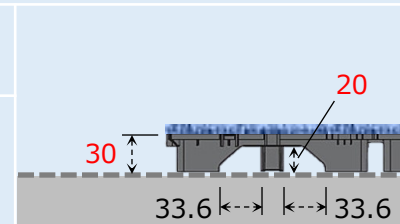
50mm

30mm



30mm

20mm



Height of the space under the panel

Weight

8.9kg/m²

6.8kg/m²

5.6kg/m²


Max Load

3000N (≒306kg)

3000N (≒306kg)

3000N (≒306kg)

Accessories




● If you use FUKUVI's OA Flooring...



Have space

Easy to wire
No damage to the floor



Plastic product

Easy to cut
Less dust and noise



<Concrete>
Hard to cut
Dusty



Light weight

Easy to carry
Less burden on the body
Less load on the floor

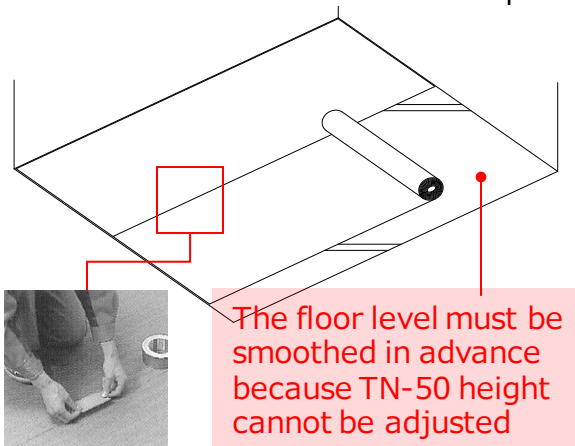


<Concrete>
Hard labor
Heavy burden and load

● Installation

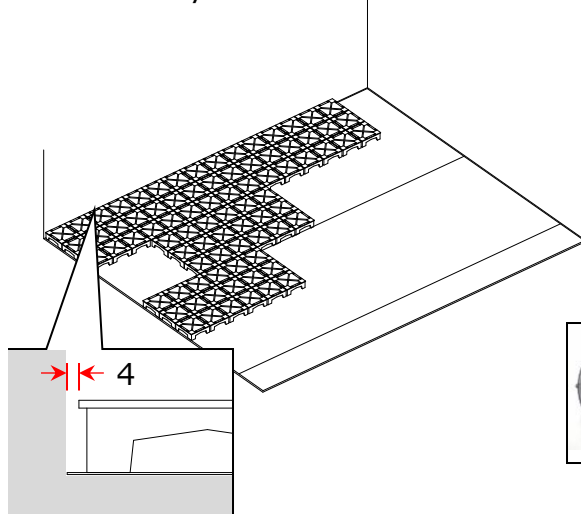
① Lay a sheet on the floor

- Clean the floor
- Do not overlap seams
- Fix the seams with adhesive tape

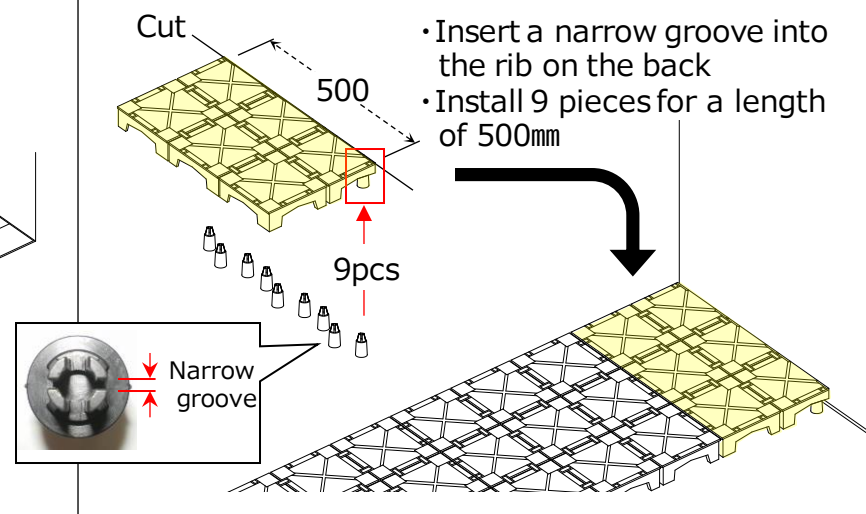


② Line up the base panel

- 4mm away from the wall

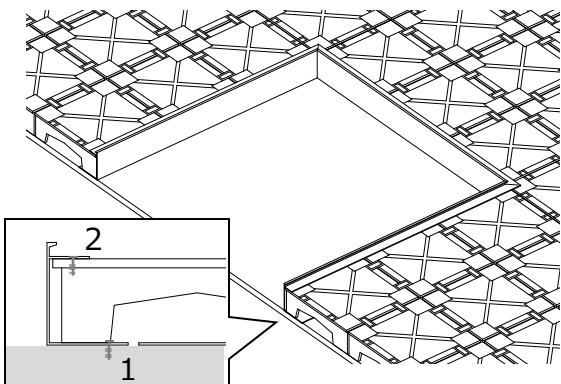


③ Attach additional leg to the back of the cut base panel



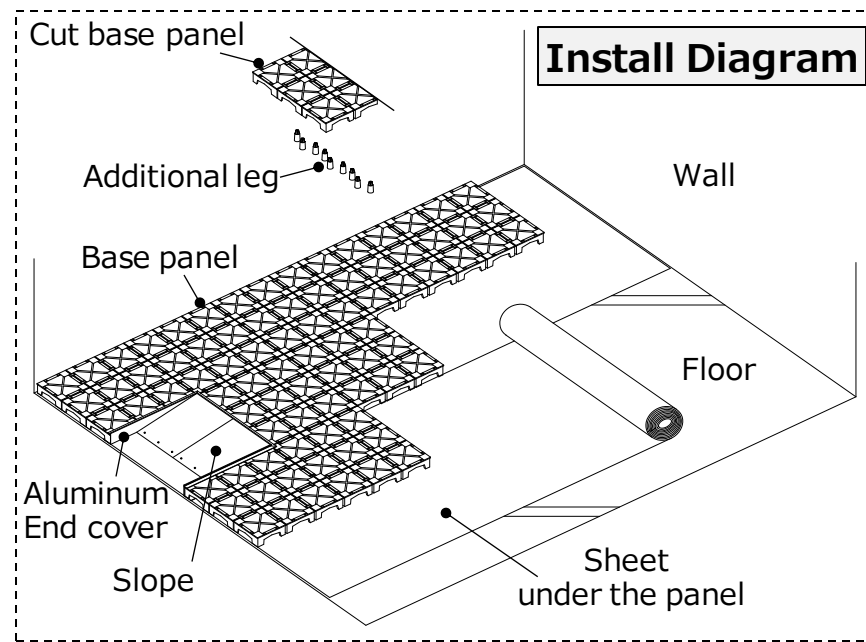
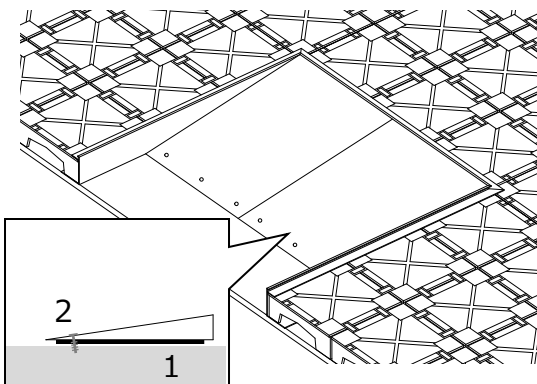
④ Attach the aluminum end cover line on the side of the slope installation position

1. Attach to floor with concrete screws
2. Attach to a base panel with general screws




⑤ Fix a slope

1. Stick it on the floor with double-sided tape
2. Attach with concrete screw



● Construction example <OA Flooring TN-50>





■ OFFICE (BANGKOK/THAILAND)



● Construction example <OA Flooring TN-100>



■ OFFICE (HO CHI MINH / VIETNAM)



● Construction example <OA Flooring TN-100>



■ FACTORY OFFICE (BINH DUONG/VIETNAM)

