

# TENKENKO - N15

## Inspection Opening Frame

TENKENKO has been an irreplaceable line of products used in residential, commercial, and industrial construction in Japan, for decades. The TENKENKO - N15 model was designed to provide easy access to the wall cavity for inspection of plumbing pipes and any other essential functional components. The design blends in naturally with the wall and doesn't draw attention, making it a simple addition to your project. By using paint or wallpaper on the gypsum board, that is inserted into the frame, our customers can further reduce the visibility of the access panel. The simple cover latch mechanism makes the insertion and removal of the lid completely hassle free. High quality materials and strict quality control used in the manufacturing of the product ensure longevity and reliability our customers can depend on. Meticulously designed and tested to meet the rules and regulations, and the high expectations of the international market.



### Features



**Quick Installation**  
Easy 5-Step Installation



**Lightweight**  
Designed to be lightweight



**PVC**  
Made of PVC material with stable physical properties



**Easy Access**  
Easy access to interior with simple open/close cover



**Paint/Wallpaper**  
Compatible with painted & wallpapered wall board



**Clean/Straight Lines**  
Perfectly hides unfinished & uneven edges at opening area



**MADE IN VIETNAM**



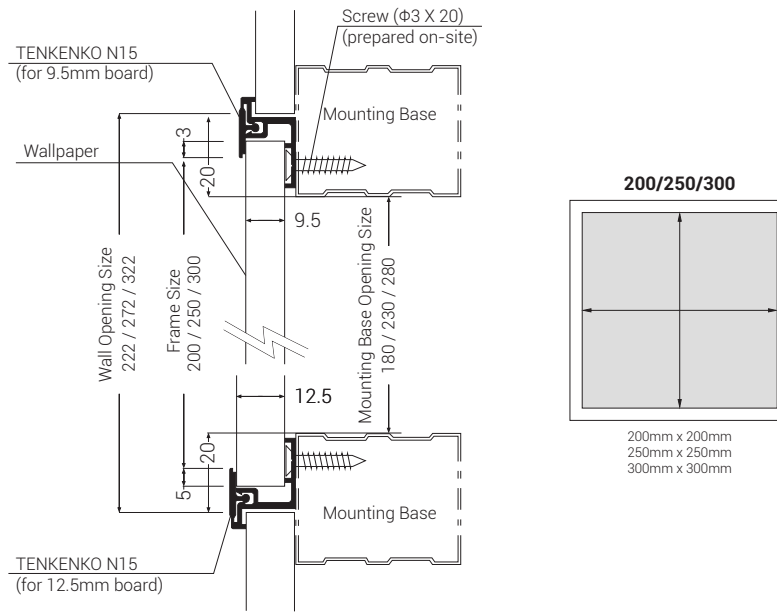
Product Page



### Product List

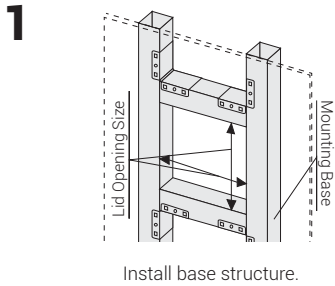
Model	Design	Dimensions	Color	MOQ
Tenkenko - N15	see page 2	200mm x 200mm	White	25pcs
		250mm x 250mm		25pcs
		300mm x 300mm		25pcs
		200mm x 200mm		25pcs
		250mm x 250mm		25pcs
		300mm x 300mm		25pcs

# Model Design

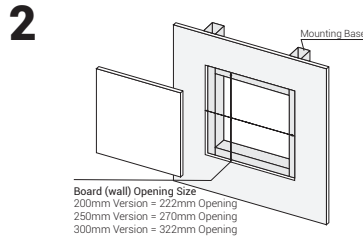


Note: All 3 sizes (200, 250, 300) are available in 2 different configurations, 1 for use with 9.5mm board and 1 for use with 12.5mm board.

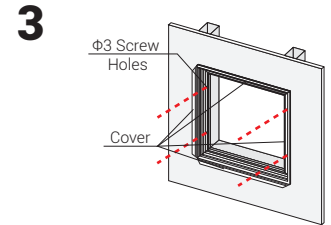
# Installation Guide



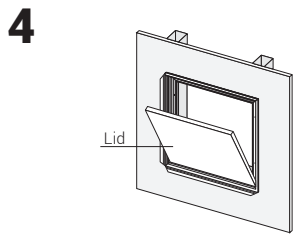
Install base structure.



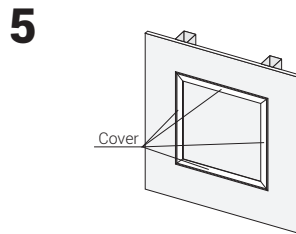
Prepare board opening and inner lid. Cut an opening in the board to match the size of the frame.



Install frame. Open the cover and secure the frame to the mounting frame with 4 screws.



Install the lid.



Close the cover.

