

HABAGI

Skirting

Designed to hide the gaps and edges between the wall and the floor, **HABAGI** is the perfect solution for any construction project that requires perfection. Manufactured from Soft PVC, **HABAGI** is durable, lightweight, flexible and is easily cut with scissors/clippers. This allows for extremely easy installation during new building construction or renovation. The flexibility of the Soft PVC allows for easy storage in roll format and helps the product follow the curve of the wall with ease. It is now easier than ever to hide the unwanted gaps or imperfections where the wall meets the floor. High quality materials and strict quality control, used in the manufacturing of the product, ensure longevity and reliability our customers can depend on. Meticulously designed and tested to meet the rules and regulations, and the high expectations of the international market.



Features



Quick Installation

Easy 4-Step Installation



Easy to Cut

Habagi's soft composition allows for it to be easily cut with scissors, cutter, or other cutting tools



Easy Storage

Habagi is shipped in roll form, which makes storage & transportation very easy and convenient



Dirt/Scratch Protection

Protects the base of the wall from dirt and scratches



Shapes to Curves

Easily fits wall curves for simple & seamless installation



Clean/Straight Lines


Perfectly hides unfinished & uneven edges between the wall & floor



MADE IN VIETNAM



Product Page

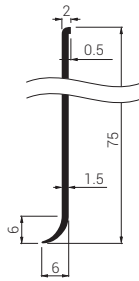


Product List

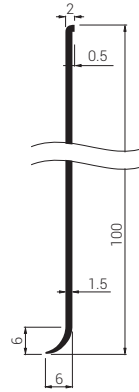
	Model	Design	Dimensions	Color	MOQ
HABAGI	75RV	see page 2	30m	Dark Gray Light Gray	1 pcs
	100RV		30m		1 pcs

Note: HABAGI is made of a soft PVC material and is packaged and shipped as a roll in order to minimize shipping costs and storage space needed.

Model Design



75RV



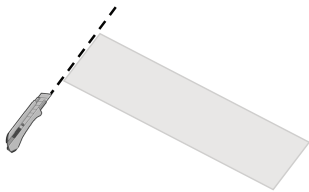
100RV



Installation
Video

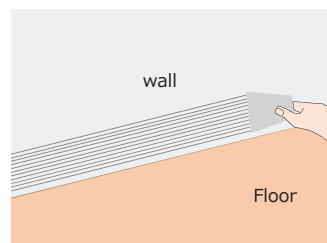
Installation Guide

1



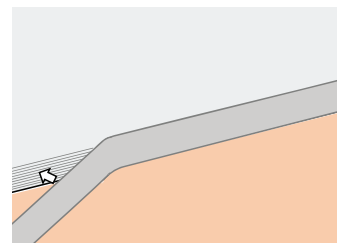
Cut to proper length.

2



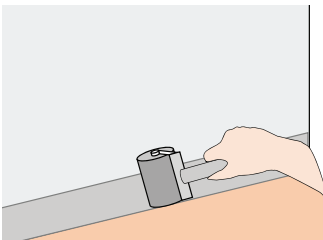
Apply adhesive to the back of Habagi and the wall, with a spatula.

3



Adhere Habagi to the wall, aligning to the floor line.

4



Bond the entire surface with a pressure roller.